








Swivel castor: 2SH 200 PT2H

On request



Technical data

| | | |
|-------------------------|---|------------------|
| Diameter |  | 200 mm |
| Tread width |  | 2x45 mm |
| Height |  | 252 mm |
| Offset |  | 70 mm |
| Top plate dimensions |  | 150x110 mm |
| Top plate hole diameter |  | 12/10 mm |
| Dist. between holes |  | 120/105x60/75 mm |
| Load capacity |  | 1500 kg |

Technical description

heavy steel welded construction with special turntable

zinc passivated

article 2SH?W including wheel brake

also available with directional lock 2SH...D

