









Swivel castor:

360a 00G075x ZPC

On request



## Technical data

Diameter		50 mm
Tread width		2X22 mm
Height		101 mm
Offset		35 mm
Top plate dimensions		60x60 mm
Top plate hole diameter		6 mm
Dist. between holes		46x46 mm
Load capacity		60 kg

## Technical description

sheet steel metal housing

swivel bearing with double ball race

zinc passivated



## Wheel

polyamide black

plain bearing