







Swivel castor with total brake mounted behind:

360h 00G075x ZLC

On request



## Technical data

Diameter		75 mm
Tread width		2x22 mm
Height		98,5 mm
Offset		35 mm
Bolt hole diameter		10 mm
Load capacity		80 kg

## Technical description

sheet steel metal housing

swivel bearing with double ball race

zinc passivated



## Wheel

polyamide black

plain bearing