









Swivel castor with total brake mounted behind:

340h 29G125r ZPC-5

On request



## Technical data

Diameter		125 mm
Tread width		27 mm
Height		157 mm
Offset		45 mm
Top plate dimensions		76x76 mm
Top plate hole diameter		8,5 mm
Dist. between holes		55x55 mm
Load capacity		120 kg

## Technical description

sheet steel metal housing

swivel bearing with double ball race

zinc passivated

## Wheel

thermoplastic elastomer tyre (TPE) iron grey RAL 7011 (Shore A 80)

plastic wheel centre silver grey RAL7001

without thread guard

plain bearing

Contact discoloration on unsealed grounds possible!>>