












Swivel castor with total brake mounted behind:

BDPE 0501 1001



Technical data

| | | |
|-------------------------|---|---------------------|
| Diameter |  | 50 mm |
| Wheel width |  | 20 mm |
| Hub length |  | 24 mm |
| Height |  | 70 mm |
| Offset |  | 24 mm |
| Top plate dimensions |  | 60 x 60 mm |
| Top plate hole diameter |  | 6.3 mm |
| Dist. between holes |  | 48/38 x 48/38 mm |
| Brake swivel radius |  | 75 mm |
| Load capacity |  | 40 kg |
| Weight |  | 0.22 kg |



Wheel

Polypropylene wheel with a grey rubber tyre

(Shore A 85) with zincplated threadguards