












Swivel castor with total brake mounted behind:

BPAU 1603 6440



## Technical data

Diameter		160 mm
Wheel width		50 mm
Hub length		62 mm
Height		195 mm
Offset		60 mm
Top plate dimensions		140 x 110 mm
Top plate hole diameter		10.5 mm
Dist. between holes		105 x 75,80 mm
Brake swivel radius		178 mm
Load capacity		250 kg
Weight		3.1 kg

## Technical description

Swivel fork of deep drawn zinc-coated steel,

swivel bearing with double ball race way and sealing (excluded the bolt hole fixing plate) with a total lock brake



## Wheel

Aluminium wheels with bonded-on polyurethane tyre (Shore A 92) with two deep groove ball bearings and steel collar bushes external diameter 15/20/25 mm to internal 8/10/12 mm. Operating temperatures from -20°C to + 80°C