












Swivel castor with total brake mounted behind:

BPPC 0801 7100



## Technical data

Diameter		80 mm
Wheel width		32 mm
Hub length		42 mm
Height		105 mm
Offset		38 mm
Top plate dimensions		105 x 85 mm
Top plate hole diameter		9.6 mm
Dist. between holes		80 x 60 mm
Brake swivel radius		113 mm
Load capacity		80 kg
Weight		0.91 kg

## Technical description

Swivel fork of deep drawn zinc-coated steel, swivel bearing with double ball race way and sealing (excluded the bolt hole fixing plate) with a total lock brake



## Wheel

Dark grey Polypropylene wheel with grey antistatic rubber tyre

(Performa, Shore A 65 - 70) with one stainless steel deep groove ball bearing