











Swivel castor with total brake mounted behind:

BPPG 1255 2000



Technical data

| | | |
|---------------------|---|---------|
| Diameter |  | 125 mm |
| Wheel width |  | 37.5 mm |
| Hub length |  | 45 mm |
| Height |  | 156 mm |
| Offset |  | 41 mm |
| Wheel axle diameter |  | 15 mm |
| Bolt hole diameter |  | 12.3 mm |
| Brake swivel radius |  | 138 mm |
| Load capacity |  | 100 kg |
| Weight |  | 1.3 kg |

Technical description

Swivel fork of deep drawn zinc-coated steel, swivel bearing with double ball race way and sealing (excluded the bolt hole fixing plate) with a total lock brake



Wheel

Polypropylene wheel with grey rubber tyre (Shore A 85) and roller bearing