











Swivel castor with total brake mounted behind:

BPPN 1005 5000



Technical data

Diameter		100 mm
Wheel width		35 mm
Hub length		42 mm
Height		128 mm
Offset		34 mm
Wheel axle diameter		8 mm
Bolt hole diameter		12.3 mm
Brake swivel radius		128 mm
Load capacity		150 kg
Weight		1 kg

Technical description

Swivel fork of deep drawn zinc-coated steel, swivel bearing with double ball race way and sealing (excluded the bolt hole fixing plate) with a total lock brake



Wheel

Polyamide wheel with one sealed deep groove ball bearing