













Swivel castor with total brake mounted behind:

BPPN 1603 1100



Technical data

| | | |
|-------------------------|---|-------------------|
| Diameter |  | 160 mm |
| Wheel width |  | 45 mm |
| Hub length |  | 60 mm |
| Height |  | 195 mm |
| Offset |  | 53 mm |
| Wheel axle diameter |  | 20 mm |
| Top plate dimensions |  | 135 x 110 mm |
| Top plate hole diameter |  | 11 mm |
| Dist. between holes |  | 105 x 75,80 mm |
| Brake swivel radius |  | 178 mm |
| Load capacity |  | 350 kg |
| Weight |  | 2.5 kg |

Technical description

Swivel fork of deep drawn zinc-coated steel,

swivel bearing with double ball race way and sealing (excluded the bolt hole fixing plate) with a total lock brake



Wheel

Polyamide wheel with plain bearing