












Swivel castor with total brake mounted behind:

BPPU 0801 5100



Technical data

Diameter		80 mm
Wheel width		35 mm
Hub length		42 mm
Height		105 mm
Offset		38 mm
Top plate dimensions		105 x 85 mm
Top plate hole diameter		9 mm
Dist. between holes		80 x 60 mm
Brake swivel radius		108 mm
Load capacity		150 kg
Weight		1.1 kg

Technical description

Swivel fork of deep drawn zinc-coated steel, swivel bearing with double ball race way and sealing (excluded the bolt hole fixing plate) with a total lock brake



Wheel

Polyamide wheel with polyurethane tyre (Shore A 96) with one deep groove ball bearing