













Swivel castor with total brake mounted behind:

**BPRG 0801 5100**



## Technical data

Diameter		80 mm
Wheel width		35 mm
Hub length		42 mm
Height		105 mm
Offset		38 mm
Wheel axle diameter		8 mm
Top plate dimensions		105 x 85 mm
Top plate hole diameter		9.6 mm
Dist. between holes		80 x 60 mm
Brake swivel radius		108 mm
Load capacity		150 kg
Weight		1.2 kg

## Technical description

Swivel fork of deep drawn zinc-coated steel, swivel bearing with double ball race way and sealring (excluded the bolt hole fixing plate) with a total lock brake



## Wheel

Glass fibre reinforced polyamide wheel with grey rubber tyre

(Shore A 65) with one deep groove ball bearing