












Swivel castor with total brake mounted behind:

BTAB 1252 6150



## Technical data

|                         |   |                  |
|-------------------------|---|------------------|
| Diameter                |    | 125 mm           |
| Wheel width             |    | 38 mm            |
| Hub length              |    | 50 mm            |
| Height                  |    | 155 mm           |
| Offset                  |    | 42.5 mm          |
| Top plate dimensions    |    | 105 x 86 mm      |
| Top plate hole diameter |   | 9 mm             |
| Dist. between holes     |  | 80/77 x<br>60 mm |
| Brake swivel radius     |  | 134 mm           |
| Load capacity           |  | 200 kg           |
| Weight                  |  | 1.8 kg           |

## Technical description

Swivel fork of deep drawn zinc-coated steel

Swivel bearing with double ball raceways and sealing

with total lock brake and an extra sturdy

plate (4 mm) and fork legs (3.5 mm)

for even higher load capacity



## Wheel

Aluminium wheels with black rubber tyre (Shore A 72) with two deep groove ball bearings and steel collar bushes external diameter 15/20/25 mm to internal 8/10/12 mm. Operating temperatures from -20°C to + 80°C