











Swivel castor with total brake mounted behind:

**BTCO 1005 5000**



## Technical data

|                     |   |        |
|---------------------|---|--------|
| Diameter            |    | 100 mm |
| Wheel width         |    | 37 mm  |
| Hub length          |    | 48 mm  |
| Height              |    | 125 mm |
| Offset              |    | 40 mm  |
| Wheel axle diameter |    | 10 mm  |
| Bolt hole diameter  |    | 12 mm  |
| Brake swivel radius |  | 134 mm |
| Load capacity       |  | 200 kg |
| Weight              |  | 1 kg   |

## Technical description

Swivel fork of deep drawn zinc-coated steel

Swivel bearing with double ball raceways and sealing

with total lock brake and an extra sturdy

plate (4 mm) and fork legs (3.5 mm)

for even higher load capacity



## Wheel

Composite wheel polypropylene with red noise-reducing

thermoplastic rubber infill with one deep groove ball bearing