












Swivel castor with total brake mounted behind:

BTCO 1253 5100



Technical data

| | | |
|-------------------------|---|-------------------|
| Diameter |  | 125 mm |
| Wheel width |  | 35 mm |
| Hub length |  | 50 mm |
| Height |  | 155 mm |
| Offset |  | 42.5 mm |
| Top plate dimensions |  | 135 x 110 mm |
| Top plate hole diameter |  | 11 mm |
| Dist. between holes |  | 105 x 75/80 mm |
| Brake swivel radius |  | 134 mm |
| Load capacity |  | 250 kg |
| Weight |  | 1.55 kg |

Technical description

Swivel fork of deep drawn zinc-coated steel

Swivel bearing with double ball raceways and sealing

with total lock brake and an extra sturdy

plate (4 mm) and fork legs (3.5 mm)

for even higher load capacity



Wheel

Composite wheel polypropylene with red noise-reducing

thermoplastic rubber infill with one deep groove ball bearing