









Swivel castor with wheel locking brake:

361b 33C075p ZPS



## Technical data

Diameter		75 mm
Tread width		2x23 mm
Height		102 mm
Offset		28,5 mm
Top plate dimensions		55x70 mm
Top plate hole diameter		5,5 mm
Dist. between holes		51/57x41 mm
Load capacity		100 kg

## Technical description

sheet steel metal housing

with double ball race

zinc passivated



## Wheel

solid rubber tyre blue-grey with profile (Shore A 80)

plastic wheel centre grey

metal thread guard zinc-passivated

flange bearing