












Swivel castor with total brake mounted behind:

BTPR 2003 6443



Technical data

Diameter		200 mm
Wheel width		50 mm
Hub length		64 mm
Height		238 mm
Offset		53 mm
Top plate dimensions		135 x 110 mm
Top plate hole diameter		11 mm
Dist. between holes		105 x 75/80 mm
Brake swivel radius		167 mm
Load capacity		300 kg
Weight		3.32 kg

Technical description

Swivel fork of deep drawn zinc-coated steel

Swivel bearing with double ball raceways and sealing

with total lock brake and an extra sturdy

plate (4 mm) and fork legs (3.5 mm)

for even higher load capacity



Wheel

Dark grey Polypropylene wheel with blue elastic tyre

(Performa, Shore A 65 - 70) with two deep groove ball bearings