










Swivel castor with wheel locking brake:

361b 34C075v GPS



Technical data

Diameter		75 mm
Tread width		2x23 mm
Height		102 mm
Offset		28,5 mm
Top plate dimensions		55x70 mm
Top plate hole diameter		5,5 mm
Dist. between holes		51/57x41 mm
Load capacity		100 kg
Weight		655 g

Technical description

sheet steel metal housing

with double ball race

yellow chrome plated



Wheel

polyurethane tyre iron grey RAL 7011 (Shore A 95)

plastic wheel centre and plastic thread guard silver grey RAL 7001

ball bearing