











Swivel castor with total brake mounted behind:

**BTRG 1255 5000**



## Technical data

|                     |   |         |
|---------------------|---|---------|
| Diameter            |    | 125 mm  |
| Wheel width         |    | 35 mm   |
| Hub length          |    | 48 mm   |
| Height              |    | 151 mm  |
| Offset              |    | 42.5 mm |
| Wheel axle diameter |    | 10 mm   |
| Bolt hole diameter  |   | 12 mm   |
| Brake swivel radius |  | 134 mm  |
| Load capacity       |  | 200 kg  |
| Weight              |  | 1.2 kg  |

## Technical description

Swivel fork of deep drawn zinc-coated steel

Swivel bearing with double ball raceways and sealing

with total lock brake and an extra sturdy

plate (4 mm) and fork legs (3.5 mm)

for even higher load capacity



## Wheel

Glass fibre reinforced polyamide wheel with grey rubber tyre

(Shore A 65) with one deep groove ball bearing