












Swivel castor with total brake mounted behind:

**BXPF 0801 7100**



## Technical data

|                         |   |             |
|-------------------------|---|-------------|
| Diameter                |    | 80 mm       |
| Wheel width             |    | 32 mm       |
| Hub length              |    | 42 mm       |
| Height                  |    | 105 mm      |
| Offset                  |    | 38 mm       |
| Top plate dimensions    |    | 105 x 85 mm |
| Top plate hole diameter |    | 9.6 mm      |
| Dist. between holes     |  | 80 x 60 mm  |
| Brake swivel radius     |  | 113 mm      |
| Load capacity           |  | 120 kg      |
| Weight                  |  | 0.7 kg      |

## Technical description

Swivel fork of deep drawn stainless steel

Swivel bearing with double ball race and sealing

with a total lock brake



## Wheel

Dark grey Polypropylene wheel with grey rubber tyre

(Performa, Shore A 65 - 70) with one deep groove ball bearing