













Swivel castor with total brake mounted behind:

BXPN 0801 1100



Technical data

Diameter		80 mm
Wheel width		30 mm
Hub length		40 mm
Height		106 mm
Offset		33 mm
Wheel axle diameter		12 mm
Top plate dimensions		105 x 80 mm
Top plate hole diameter		9 mm
Dist. between holes		80 x 60 mm
Brake swivel radius		135 mm
Load capacity		150 kg
Weight		0.9 kg

Technical description

Swivel fork of deep drawn stainless steel

Swivel bearing with double ball race and sealring
with a total lock brake



Wheel

Polyamide wheel with plain bearing