








Swivel castor:

362a 32C100b ZLD



## Technical data

Diameter		100 mm
Tread width		30 mm
Height		130 mm
Offset		37 mm
Bolt hole diameter		12,2 mm
Load capacity		80 kg
Weight		779 g

## Technical description

sheet steel metal

swivel bearing with double ball race

zinc passivated

also available with bolt hole LC (10,2 mm)

on inquiry also available with threaded (ZGI) and flat pin (ZCS)



## Wheel

solid rubber tyre blue-grey (Shore A 80)

sheet steel metal rim zinc passivated

metal thread guard

flange bearing