










Swivel castor with total brake mounted behind:

BXPN 1255 5000



Technical data

Diameter		125 mm
Wheel width		35 mm
Hub length		45 mm
Height		156 mm
Offset		41 mm
Bolt hole diameter		12 mm
Brake swivel radius		138 mm
Load capacity		180 kg
Weight		1 kg

Technical description

Swivel fork of deep drawn stainless steel

Swivel bearing with double ball race and sealing

with a total lock brake



Wheel

Polyamide wheel with one sealed deep groove ball bearing