













Swivel castor with total brake mounted behind:

BXPN 1603 1100



Technical data

Diameter		160 mm
Wheel width		40 mm
Hub length		60 mm
Height		195 mm
Offset		55 mm
Wheel axle diameter		20 mm
Top plate dimensions		135 x 105 mm
Top plate hole diameter		11 mm
Dist. between holes		105 x 80 mm
Brake swivel radius		175 mm
Load capacity		250 kg
Weight		2.4 kg

Technical description

Swivel fork of deep drawn stainless steel

Swivel bearing with double ball race and sealing

with a total lock brake



Wheel

Polyamide wheel with plain bearing