












Swivel castor with total brake mounted behind:

BXPU 1001 7100



## Technical data

Diameter		100 mm
Wheel width		35 mm
Hub length		45 mm
Height		128 mm
Offset		38 mm
Top plate dimensions		105 x 85 mm
Top plate hole diameter		9.6 mm
Dist. between holes		80 x 60 mm
Brake swivel radius		128 mm
Load capacity		150 kg
Weight		0.85 kg

## Technical description

Swivel fork of deep drawn stainless steel

Swivel bearing with double ball race and sealing  
with a total lock brake



## Wheel

Polyamide wheel with polyurethane tyre

(Shore A 96) with one deep groove stainless steel ball bearing