












Swivel castor:

DTAU 1252 6150



Technical data

Diameter		125 mm
Wheel width		38 mm
Hub length		50 mm
Height		156 mm
Offset		42.5 mm
Top plate dimensions		105 x 86 mm
Top plate hole diameter		9 mm
Dist. between holes		80/77 x 60 mm
Brake swivel radius		134 mm
Load capacity		250 kg
Weight		1.7 kg

Technical description

Swivel fork of deep drawn zinc-coated steel

Swivel head with double ball race and sealing

with directional lock



Wheel

Aluminium wheels with bonded-on polyurethane tyre (Shore A 92) with two deep groove ball bearings and steel collar bushes external diameter 15/20/25 mm to internal 8/10/12 mm. Operating temperatures from -20°C to + 80°C