












Swivel castor with directional lock:

DTPB 1252 2100



Technical data

Diameter		125 mm
Wheel width		35 mm
Hub length		50 mm
Height		155 mm
Offset		42.5 mm
Top plate dimensions		105 x 85 mm
Top plate hole diameter		9 mm
Dist. between holes		80/77 x 60 mm
Brake swivel radius		134 mm
Load capacity		180 kg
Weight		1.4 kg

Technical description

Swivel fork of deep drawn zinc-coated steel

Swivel head with double ball race and sealing

with directional lock



Wheel

Polyamide wheel with blue rubber tyre

(Shore A 70) with roller bearing