












# Swivel castor: DTPU 1002 5100



## Technical data

Diameter		100 mm
Wheel width		35 mm
Hub length		50 mm
Height		128 mm
Offset		42.5 mm
Top plate dimensions		105 x 85 mm
Top plate hole diameter		9 mm
Dist. between holes		80/77 x 60 mm
Brake swivel radius		134 mm
Load capacity		250 kg
Weight		1.2 kg

## Technical description

Swivel fork of deep drawn zinc-coated steel

Swivel head with double ball race and sealing  
with directional lock



## Wheel

Polyamide wheel with polyurethane tyre

(Shore A 96) with one deep groove ball bearing