













Fixed castor:

FPPM 1251 1000



Technical data

Diameter		125 mm
Wheel width		37.5 mm
Hub length		45 mm
Height		156 mm
Offset		41 mm
Wheel axle diameter		15 mm
Top plate dimensions		105 x 85 mm
Top plate hole diameter		9.6 mm
Dist. between holes		80 x 60 mm
Brake swivel radius		138 mm
Load capacity		100 kg
Weight		0.9 kg

Technical description

Rigid fork of zinc-coated sheet steel



Wheel

Polypropylene wheel with black rubber tyre (Shore A 85) and plain bearing