








Swivel castor:

340a 33G050b ZLC



Technical data

| | | |
|--------------------|---|---------|
| Diameter |  | 50 mm |
| Tread width |  | 18 mm |
| Height |  | 67 mm |
| Offset |  | 24 mm |
| Bolt hole diameter |  | 10,2 mm |
| Load capacity |  | 40 kg |
| Weight |  | 177 g |

Technical description

sheet steel metal housing

swivel bearing with double ball race

zinc passivated



Wheel

solid rubber tyre blue-grey (Shore A 80)

plastic wheel centre grey

plain bearing

Attention: wheel in Ø 50 mm riveted!