













Fixed castor:

FPPM 1603 1000



Technical data

Diameter		160 mm
Wheel width		40 mm
Hub length		60 mm
Height		195 mm
Offset		53 mm
Wheel axle diameter		20 mm
Top plate dimensions		135 x 110 mm
Top plate hole diameter		11 mm
Dist. between holes		105 x 75,80 mm
Brake swivel radius		178 mm
Load capacity		150 kg
Weight		1.7 kg

Technical description

Rigid fork of zinc-coated sheet steel



Wheel

Polypropylene wheel with black rubber tyre (Shore A 85) and plain bearing