













Fixed castor:

FSPU 1603 6443



Technical data

Diameter		160 mm
Wheel width		50 mm
Hub length		64 mm
Height		195 mm
Offset		55 mm
Wheel axle diameter		20 mm
Top plate dimensions		135 x 112 mm
Top plate hole diameter		11 mm
Dist. between holes		105 x 75,80 mm
Brake swivel radius		145 mm
Load capacity		410 kg
Weight		1.8 kg

Technical description

Rigid fork of zinc-coated sheet steel



Wheel

Polyamide wheel with polyurethane tyre

(Shore A 96) with two deep groove ball bearings