







Swivel castor with total brake mounted behind:

367h 29K150r Z522



Technical data

Diameter		150 mm
Tread width		32 mm
Height		184 mm
Offset		51 mm
Stem size		24x45 M8/19 mm
Load capacity		120 kg

Technical description

sheet steel metal housing

zinc passivated

swivel bearing with double ball race

protected from dust and water spray with plastic seal

also available with plate PD (77x67 mm)

also available with bolt hole LC (10,2 mm)

on inquiry also available with fixing pin Z622 (28x45 mm)



Wheel

thermoplastic elastomer tyre (TPE) iron grey RAL 7011 (Shore A 80)

plastic wheel centre and thread guard silver grey RAL7001

precision ball bearing

Contact discoloration on unsealed grounds possible!>>