













Swivel castor:

JBCV 1253 6443



Technical data

Diameter		125 mm
Wheel width		50 mm
Hub length		64 mm
Height		160 mm
Offset		50 mm
Wheel axle diameter		20 mm
Top plate dimensions		135 x 112 mm
Top plate hole diameter		11 mm
Dist. between holes		105 x 75,80 mm
Brake swivel radius		145 mm
Load capacity		500 kg
Weight		4.2 kg

Technical description

Swivel fork of deep drawn zinc-coated steel
Swivelhead with sealed precision ball bearing and a grease nipple



Wheel

Cast iron wheel with bonded-on Vulkollan tyre (Shore A 92) with two ball bearings