







Swivel castor with total brake mounted behind:

341h 33G100b ZLC



Technical data

Diameter		100 mm
Tread width		24 mm
Height		121 mm
Offset		28 mm
Bolt hole diameter		10,2 mm
Load capacity		60 kg

Technical description

sheet steel metal housing

swivel bearing with double ball race

zinc passivated



Wheel

solid rubber tyre blue-grey (Shore A 80)

plastic wheel centre grey

plain bearing

Attention: wheel in Ø 50 mm riveted!