












Swivel castor: JFCV 1503 6100



Technical data

Diameter		150 mm
Wheel width		38 mm
Hub length		62 mm
Height		202 mm
Offset		59 mm
Wheel axle diameter		12 mm
Top plate dimensions		150 x 110 mm
Top plate hole diameter		10.5 mm
Dist. between holes		105 x 75,80 mm
Load capacity		730 kg
Weight		5.4 kg

Technical description

Heavy duty welded steel swivel fork. Swivel bearing with hardened race way, grease nipple and sealing.

To order a four-station directional lock see article number 2304-0612. Only for Diameter 125 to 250 mm.



Wheel

Cast iron wheel with bonded-on Vulkollan tyre (Shore A 92) with two ball bearings