











Swivel castor: JFCV 2503 6100



Technical data

Diameter		250 mm
Wheel width		45 mm
Hub length		62 mm
Height		303 mm
Offset		82 mm
Wheel axle diameter		16 mm
Top plate dimensions		150 x 110 mm
Top plate hole diameter		10.5 mm
Dist. between holes		105 x 75,80 mm
Load capacity		1200 kg
Weight		9.7 kg

Technical description

Heavy duty welded steel swivel fork. Swivel bearing with hardened race way, grease nipple and sealing.

To order a four-station directional lock see article number 2304-0612. Only for Diameter 125 to 250 mm.



Wheel

Cast iron wheel with bonded-on Vulkollan tyre (Shore A 92) with two ball bearings