













Swivel castor:

JPPB 2003 2101



Technical data

Diameter		200 mm
Wheel width		50 mm
Hub length		60 mm
Height		235 mm
Offset		53 mm
Wheel axle diameter		20 mm
Top plate dimensions		135 x 110 mm
Top plate hole diameter		11 mm
Dist. between holes		105 x 75,80 mm
Brake swivel radius		178 mm
Load capacity		220 kg
Weight		3.1 kg

Technical description

Swivel fork of deep drawn zinc-coated steel,
swivel bearing with double ball race way
and sealring (excluded the bolt hole fixing plate)



Wheel

Polyamide wheel with blue rubber tyre
(Shore A 70) with roller bearing