










Swivel castor: JPPC 1005 7000



Technical data

Diameter		100 mm
Wheel width		32 mm
Hub length		42 mm
Height		128 mm
Offset		34 mm
Bolt hole diameter		12 mm
Brake swivel radius		128 mm
Load capacity		120 kg
Weight		0.65 kg

Technical description

Swivel fork of deep drawn zinc-coated steel,
swivel bearing with double ball race way
and sealing (excluded the bolt hole fixing plate)



Wheel

Dark grey Polypropylene wheel with grey
antistatic rubber tyre

(Performa, Shore A 65 - 70) with one stainless
steel deep groove ball bearing