













Swivel castor:

JPPP 0801 2101



Technical data

Diameter		80 mm
Wheel width		32 mm
Hub length		40 mm
Height		105 mm
Offset		38 mm
Wheel axle diameter		12 mm
Top plate dimensions		105 x 85 mm
Top plate hole diameter		9.6 mm
Dist. between holes		80 x 60 mm
Brake swivel radius		108 mm
Load capacity		100 kg
Weight		0.7 kg

Technical description

Swivel fork of deep drawn zinc-coated steel,
swivel bearing with double ball race way
and sealing (excluded the bolt hole fixing plate)



Wheel

White Polypropylene wheel
with roller bearing