











# Swivel castor: JPPR 1005 5000



## Technical data

Diameter		100 mm
Wheel width		32 mm
Hub length		42 mm
Height		128 mm
Offset		34 mm
Wheel axle diameter		8 mm
Bolt hole diameter		12.3 mm
Brake swivel radius		128 mm
Load capacity		150 kg
Weight		0.8 kg

## Technical description

Swivel fork of deep drawn zinc-coated steel,  
swivel bearing with double ball race way  
and sealring (excluded the bolt hole fixing plate)



## Wheel

Dark grey Polypropylene wheel with a blue elasticrubber tyre (Performa, Shore A 65 - 70) with one deep groove ball bearing