







Swivel castor:

367a 32C080b Z522



## Technical data

|               |   |                   |
|---------------|---|-------------------|
| Diameter      |  | 80 mm             |
| Tread width   |  | 30 mm             |
| Height        |  | 112 mm            |
| Offset        |  | 43,5 mm           |
| Stem size     |  | 24x45<br>M8/19 mm |
| Load capacity |  | 80 kg             |

## Technical description

sheet steel metal housing

zinc passivated

swivel bearing with double ball race

protected from dust and water spray with plastic seal

also available with plate PD (77x67 mm)

also available with bolt hole LC (10,2 mm)

on inquiry also available with fixing pin Z622 (28x45 mm)



## Wheel

solid rubber tyre blue-grey (Shore A 80)

sheet steel metal rim zinc passivated

metal thread guard

flange bearing