












Swivel castor: JRCN 1003 2100



Technical data

Diameter		100 mm
Wheel width		38 mm
Hub length		48 mm
Height		140 mm
Offset		33 mm
Wheel axle diameter		15 mm
Top plate dimensions		135 x 110 mm
Top plate hole diameter		10.5 mm
Dist. between holes		105 x 75,80 mm
Load capacity		450 kg
Weight		2.7 kg

Technical description

Swivel fork of deep drawn zinc-coated and yellow passivated sheet steel swivel bearing with double ball race way and a sealring



Wheel

Cast iron wheel with two deep groove ball bearings