











# Swivel castor: JRCN 1253 2100



## Technical data

Diameter		125 mm
Wheel width		41 mm
Hub length		48 mm
Height		165 mm
Offset		40 mm
Wheel axle diameter		15 mm
Top plate dimensions		135 x 110 mm
Top plate hole diameter		10.5 mm
Dist. between holes		105 x 75,80 mm
Load capacity		600 kg
Weight		3.3 kg

## Technical description

Swivel fork of deep drawn zinc-coated and yellow passivated sheet steel swivel bearing with double ball race way and a sealring



## Wheel

Cast iron wheel with two deep groove ball bearings