













Swivel castor with wheel locking brake:

JSCN 0803 6151/B



Technical data

Diameter		80 mm
Wheel width		40 mm
Hub length		45 mm
Height		110 mm
Offset		40 mm
Wheel axle diameter		15 mm
Top plate dimensions		105 x 85 mm
Top plate hole diameter		9 mm
Dist. between holes		80 x 60 mm
Brake swivel radius		120 mm
Load capacity		250 kg
Weight		1.7 kg

Technical description

Swivel fork of deep drawn zinc-coated steel with wheel brake. Swivelhead with sealed precision

ball bearing and a grease nipple



Wheel

Cast iron wheel with two deep groove ball bearings