













Swivel castor with wheel locking brake:

JSPA 0802 5000/B



Technical data

Diameter		80 mm
Wheel width		30 mm
Hub length		45 mm
Height		110 mm
Offset		40 mm
Wheel axle diameter		8 mm
Top plate dimensions		105 x 85 mm
Top plate hole diameter		9 mm
Dist. between holes		80 x 60 mm
Brake swivel radius		120 mm
Load capacity		180 kg
Weight		1.2 kg

Technical description

Swivel fork of deep drawn zinc-coated steel with wheel brake. Swivelhead with sealed precision

ball bearing and a grease nipple



Wheel

Polyamide wheel with polyurethane tyre

(Shore A 92) and one deep groove ball bearing