












Swivel castor with wheel locking brake:

JSPC 1603 6443/B



Technical data

| | | |
|-------------------------|---|-------------------|
| Diameter |  | 160 mm |
| Wheel width |  | 50 mm |
| Hub length |  | 64 mm |
| Height |  | 195 mm |
| Offset |  | 55 mm |
| Top plate dimensions |  | 135 x 112 mm |
| Top plate hole diameter |  | 11 mm |
| Dist. between holes |  | 105 x 75,80 mm |
| Brake swivel radius |  | 145 mm |
| Load capacity |  | 200 kg |
| Weight |  | 2.75 kg |

Technical description

Swivel fork of deep drawn zinc-coated steel with wheel brake. Swivelhead with sealed precision

ball bearing and a grease nipple



Wheel

Dark grey Polypropylene wheel with grey antistatic rubber tyre

(Performa, Shore A 65 - 70) with two steel deep groove ball bearings