












Swivel castor with wheel locking brake:

JSPF 1002 5000/B



## Technical data

|                         |   |             |
|-------------------------|---|-------------|
| Diameter                |    | 100 mm      |
| Wheel width             |    | 32 mm       |
| Hub length              |    | 45 mm       |
| Height                  |    | 130 mm      |
| Offset                  |    | 40 mm       |
| Top plate dimensions    |    | 105 x 85 mm |
| Top plate hole diameter |    | 9 mm        |
| Dist. between holes     |  | 80 x 60 mm  |
| Brake swivel radius     |  | 120 mm      |
| Load capacity           |  | 150 kg      |
| Weight                  |  | 0.96 kg     |

## Technical description

Swivel fork of deep drawn zinc-coated steel with wheel brake. Swivelhead with sealed precision

ball bearing and a grease nipple



## Wheel

Dark grey Polypropylene wheel with grey rubber tyre

(Performa, Shore A 65 - 70) with one deep groove ball bearing