













Swivel castor:

JSPN 1252 6123



Technical data

Diameter		125 mm
Wheel width		35 mm
Hub length		45 mm
Height		160 mm
Offset		45 mm
Wheel axle diameter		12 mm
Top plate dimensions		105 x 85 mm
Top plate hole diameter		9 mm
Dist. between holes		80 x 60 mm
Brake swivel radius		120 mm
Load capacity		340 kg
Weight		1.1 kg

Technical description

Swivel fork of deep drawn zinc-coated steel
Swivelhead with sealed precision ball bearing and a grease nipple



Wheel

Polyamide wheel with two deep groove ball bearings