













Swivel castor:

JSTB 1003 6153



Technical data

Diameter		100 mm
Wheel width		40 mm
Hub length		45 mm
Height		130 mm
Offset		40 mm
Wheel axle diameter		15 mm
Top plate dimensions		105 x 85 mm
Top plate hole diameter		9 mm
Dist. between holes		80 x 60 mm
Brake swivel radius		120 mm
Load capacity		140 kg
Weight		1.4 kg

Technical description

Swivel fork of deep drawn zinc-coated steel
Swivelhead with sealed precision ball bearing and a grease nipple



Wheel

Glass fibre reinforced polyamide hub, with fully elastic black rubber tyre

(Shore A 65) and two deep groove ball bearings